

Signify Classified - Internal
Cooper Lighting Solutions Photometric Lab
1121 Highway 74 South
Peachtree City, GA 30269



Scaled data based on original data using
LM-79-08 Approved Method: Electrical and Photometric Measurements of Solid-
State Lighting Products

Test Report Prepared for
Cooper Lighting Solutions
(formerly Eaton)

Brand: McGRAW-EDISON

Report Number: P437091

Luminaire Tested: **ISC-SA1A-830-U-T4FT-HSS**

Issue Date: 12/9/2020

Test Information

Test Method: LM-79-08
Report Number: P437091
TEST IS SCALED FROM IESNA LM-79-08 TEST DATA (G3-2011-074-11)
Test Lab: INNOVATION CENTER
Issue Date: 12/9/2020
Manufacturer: COOPER LIGHTING SOLUTIONS (FORMERLY EATON)
Product Line: MCGRAW-EDISON
Catalog Number: ISC-SA1A-830-U-T4FT-HSS
Description: IMPACT ELITE LED CYLINDER LUMINAIRE
(1) 80 CRI, 3000K, 350mA LIGHTSQUARE WITH 16 LEDS AND TYPE IV FORWARD
THROW OPTICS WITH HOUSE SIDE SHIELD
Light Source: -
Ballast/Driver: ELECTRONIC DRIVER

Summary

Lumens per Lamp: N/A
Luminaire Lumens: 1569 lumens
Efficiency: N/A
Efficacy: 78.1 lumens/watt
Luminous Opening: Rectangular (W 0.5' x L: 0.5' x H: 0')
IES Classification: Type IV - Short
BUG Rating: B0 - U0 - G1

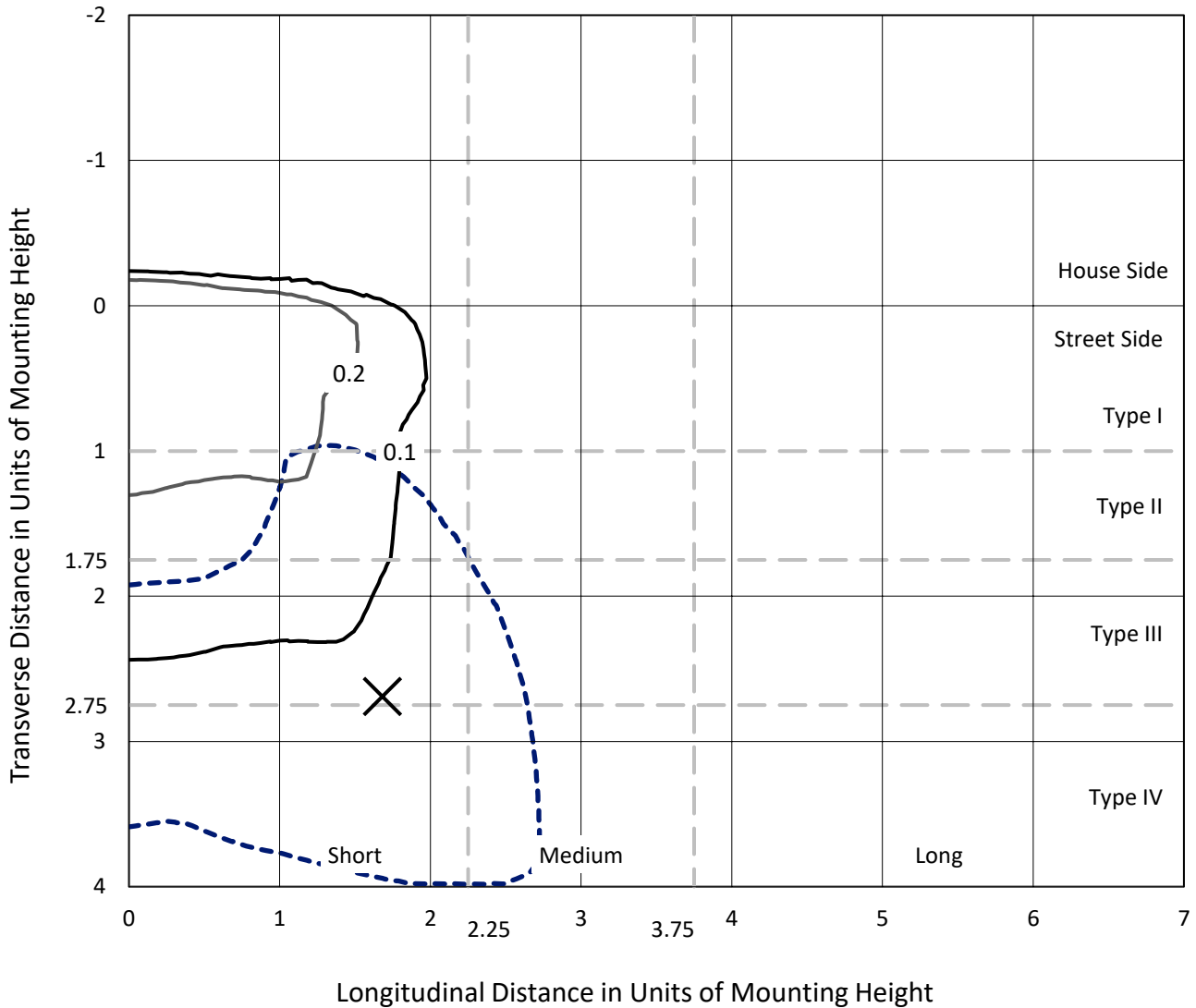
Input Watts (W): 20.1
Input Voltage (V): NR
Input Current (Ain): NR
Voltage Rise (V): NR
Power Factor: NR
Total Harmonic Distortion (THDi): NR
Frequency (hertz): 60
Stabilization Time: NR
Operation Time: NR
Ambient Temperature (°C): NR
Test Distance: 28.75 FT



REPORT NUMBER: P437091
 CATALOG NUMBER: ISC-SA1A-830-U-T4FT-HSS

Iso-Footcandle Lines of Horizontal Illumination

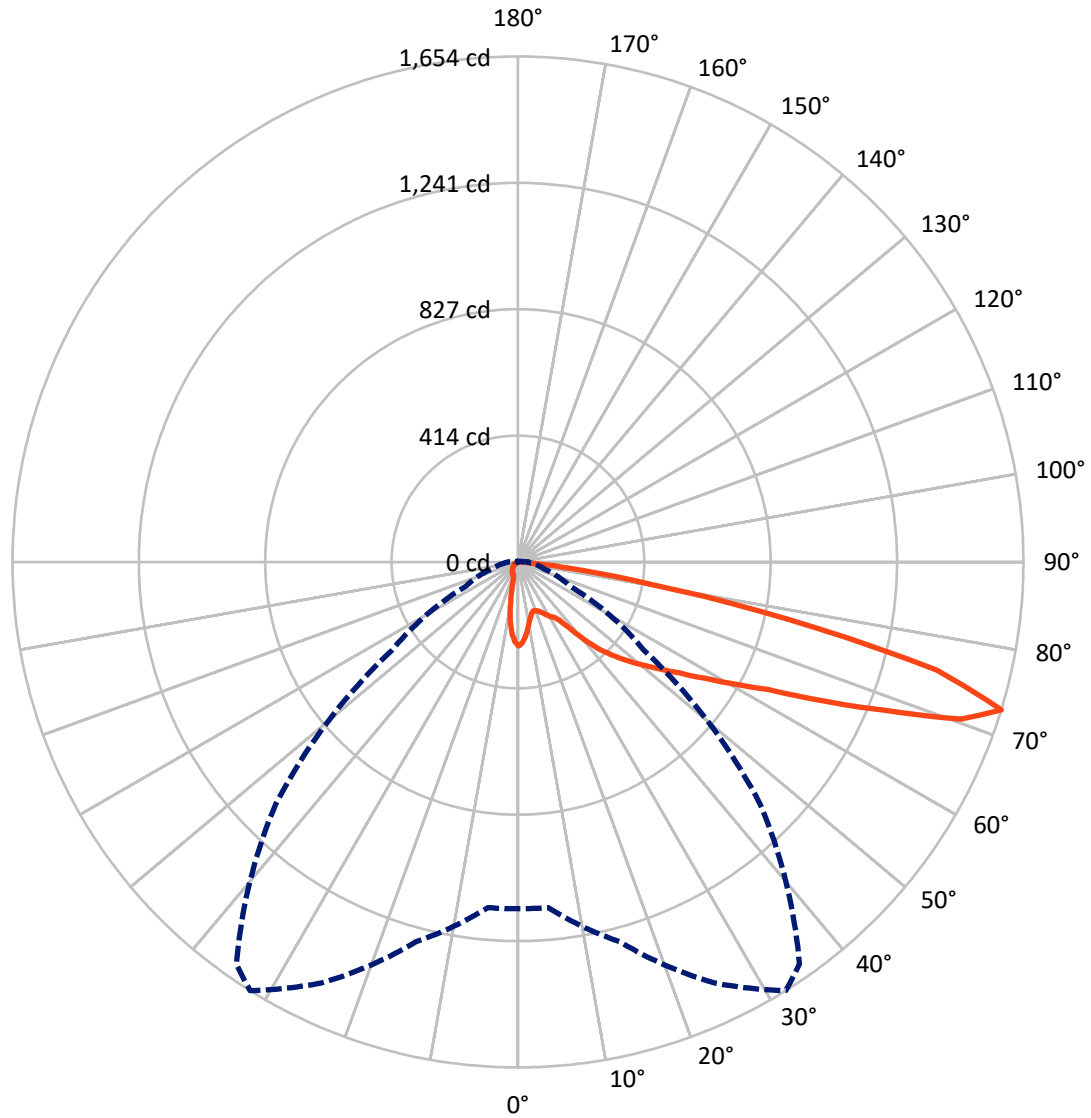
✕ Max cd
 - - - 1/2 Max cd



Based on 25 foot mounting height. Maximum calculated value = 0.4 fc
 Type IV - Short - N/A

REPORT NUMBER: P437091
CATALOG NUMBER: ISC-SA1A-830-U-T4FT-HSS

Luminous Intensity Polar Plot



— Vertical Plane Through 32-Deg Lateral - - - Horizontal Cone Through 72.5-Deg Vertical

REPORT NUMBER: P437091
 CATALOG NUMBER: ISC-SA1A-830-U-T4FT-HSS

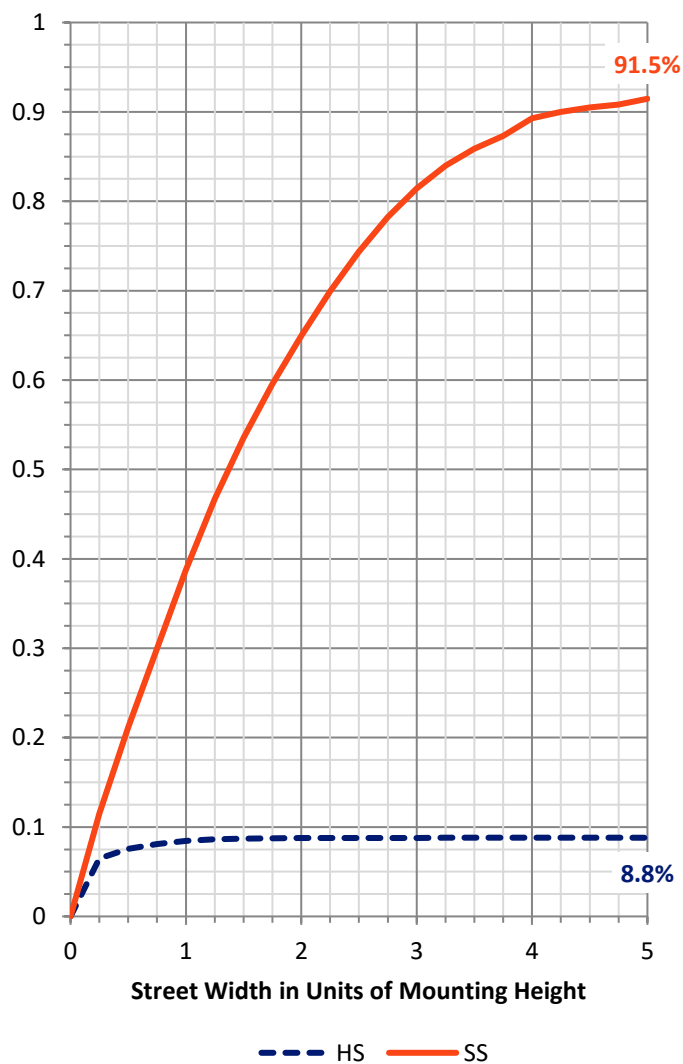
FLUX DISTRIBUTION:

		Downward	Upward	Total
House Side	Lumens	138.9	0.0	138.9
	% Fixture	8.9	0.0	8.9
Street Side	Lumens	1430.1	0.0	1430.1
	% Fixture	91.1	0.0	91.1
Total	Lumens	1569.0	0.0	1569.0
	% Fixture	100.0	0.0	100.0

ZONAL LUMENS:

Zone	Lumens	% Fixture
0°-10°	22.8	1.5
10°-20°	49.6	3.2
20°-30°	75.0	4.8
30°-40°	121.0	7.7
40°-50°	214.2	13.7
50°-60°	328.1	20.9
60°-70°	438.9	28.0
70°-80°	303.0	19.3
80°-90°	16.4	1.0
90°-100°	0.0	0.0
100°-110°	0.0	0.0
110°-120°	0.0	0.0
120°-130°	0.0	0.0
130°-140°	0.0	0.0
140°-150°	0.0	0.0
150°-160°	0.0	0.0
160°-170°	0.0	0.0
170°-180°	0.0	0.0
0°-90°	1569.0	100.0
0°-180°	1569.0	100.0

Coefficient of Utilization



REPORT NUMBER: P437091

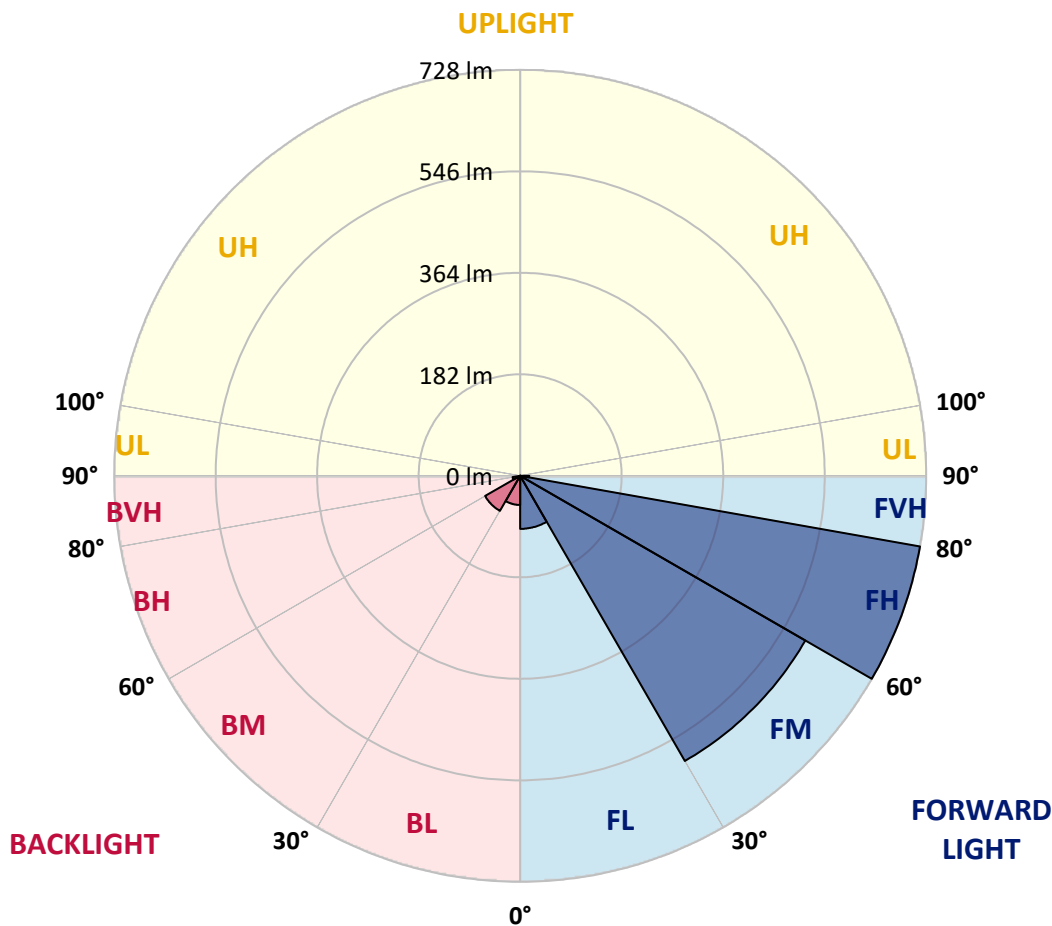
CATALOG NUMBER: ISC-SA1A-830-U-T4FT-HSS

LUMINAIRE CLASSIFICATION SYSTEM LUMEN TABLE AND BUG RATING:

Zone	Lumens	% Fixture	Zone Rating/Lumen Limit		
			B	U	G
FL (0°-30°)	95.1	6.1			
FM (30°-60°)	590.6	37.6			
FH (60°-80°)	728.2	46.4			G1/1800
FVH (80°-90°)	16.2	1.0			G1/100
BL (0°-30°)	52.3	3.3	B0/110		
BM (30°-60°)	72.6	4.6	B0/220		
BH (60°-80°)	13.8	0.9	B0/110		G0/110
BVH (80°-90°)	0.2	0.0			G0/10
UL (90°-100°)	0.0	0.0		U0/0	
UH (100°-180°)	0.0	0.0		U0/0	

BUG Rating: B0-U0-G1

Type IV Short





REPORT NUMBER: P437091

CATALOG NUMBER: ISC-SA1A-830-U-T4FT-HSS

CANDELA DISTRIBUTION (FULL):

	0°	5°	15°	25°	32°	35°	45°	55°	65°	75°	85°
0°	274.9	274.9	274.9	274.9	274.9	274.9	274.9	274.9	274.9	274.9	274.9
2.5°	264.6	264.6	265.4	266.2	266.2	268.5	271.7	272.5	274.9	276.5	277.3
5°	236.8	239.9	239.9	243.9	247.1	250.3	258.2	263.0	270.9	276.5	278.1
7.5°	211.3	212.1	214.5	219.3	225.6	228.0	238.3	251.9	266.9	276.5	280.5
10°	185.9	186.7	188.3	195.4	201.8	207.4	221.7	238.3	259.8	276.5	283.6
12.5°	167.6	167.6	169.2	177.2	184.3	189.9	205.8	227.2	252.6	277.3	288.4
15°	161.3	161.3	160.5	164.5	170.8	175.6	193.9	217.7	246.3	278.9	293.2
17.5°	164.5	164.5	161.3	162.1	167.6	170.8	186.7	210.5	243.1	282.0	301.1
20°	170.8	170.8	164.5	164.5	170.0	172.4	185.9	206.6	241.5	287.6	312.2
22.5°	178.0	178.8	170.0	170.0	175.6	178.0	190.7	208.9	243.9	294.8	323.4
25°	189.9	189.9	178.8	178.8	183.5	187.5	199.4	216.1	247.1	303.5	340.8
27.5°	206.6	205.8	191.5	187.5	194.6	197.8	211.3	224.8	250.3	313.8	356.7
30°	226.4	222.5	208.2	200.2	206.6	208.9	222.5	236.8	259.8	328.9	381.4
32.5°	247.9	249.5	226.4	212.1	215.3	218.5	236.0	255.0	275.7	348.8	414.7
35°	290.0	290.0	266.2	239.1	233.6	235.2	254.2	278.9	295.5	382.1	452.9
37.5°	342.4	344.0	321.8	293.2	275.7	268.5	282.0	307.5	324.1	424.3	495.0
40°	399.6	397.2	374.2	348.0	333.7	324.9	317.8	348.0	363.1	469.5	537.1
42.5°	447.3	442.5	411.5	398.0	389.3	378.2	363.9	398.8	413.1	526.7	585.5
45°	478.3	474.3	443.3	439.3	436.2	429.8	433.0	460.0	473.5	592.7	636.4
47.5°	502.1	496.6	470.3	475.9	482.3	488.6	516.4	536.3	533.1	653.1	677.7
50°	534.7	526.7	502.1	513.2	529.9	542.6	606.2	611.8	587.1	704.7	715.0
52.5°	554.5	545.0	538.7	556.9	581.6	597.5	704.7	683.3	630.0	742.0	744.4
55°	571.2	570.4	581.6	605.4	641.1	661.0	785.7	744.4	657.8	780.2	760.3
57.5°	622.1	618.9	638.0	657.0	716.6	750.0	873.1	788.9	677.7	800.8	751.6
60°	694.4	696.0	696.8	731.7	808.0	854.1	942.3	826.3	692.8	804.0	726.2
62.5°	807.2	818.3	799.2	826.3	918.4	976.4	1009.0	853.3	688.0	781.0	661.8
65°	970.9	966.9	939.9	970.1	1093.2	1129.0	1078.1	861.2	660.2	701.5	541.0
67.5°	1137.7	1139.3	1126.6	1174.2	1294.2	1287.9	1156.0	834.2	588.7	529.9	339.2
70°	1246.5	1248.9	1280.7	1409.4	1539.7	1496.0	1219.5	738.9	414.7	252.6	128.7
72.5°	1134.5	1135.3	1286.3	1519.8	1654.1	1606.4	1121.0	502.1	189.1	89.8	45.3
75°	718.2	682.5	955.8	1288.6	1416.6	1369.7	799.2	234.4	83.4	45.3	19.1
77.5°	250.3	254.2	389.3	742.0	904.9	924.0	410.7	77.1	46.1	31.0	10.3
80°	50.1	56.4	115.2	273.3	429.0	445.7	148.6	37.3	30.2	23.8	5.6
82.5°	3.2	4.0	34.2	113.6	175.6	166.8	29.4	19.1	20.7	16.7	3.2
85°	0.0	0.0	2.4	19.1	31.8	23.8	3.2	4.8	8.7	9.5	1.6
87.5°	0.0	0.0	0.0	0.0	0.0	0.0	0.0	0.0	0.0	0.8	0.0
90°	0.0	0.0	0.0	0.0	0.0	0.0	0.0	0.0	0.0	0.0	0.0



REPORT NUMBER: P437091
 CATALOG NUMBER: ISC-SA1A-830-U-T4FT-HSS

CANDELA DISTRIBUTION (continued):

	90°	95°	105°	115°	125°	135°	145°	155°	165°	175°	180°
0°	274.9	274.9	274.9	274.9	274.9	274.9	274.9	274.9	274.9	274.9	274.9
2.5°	277.3	277.3	273.3	271.7	269.3	266.2	263.0	261.4	258.2	259.0	259.0
5°	278.1	276.5	271.7	264.6	256.6	248.7	239.1	232.8	225.6	227.2	226.4
7.5°	279.7	278.9	267.7	255.0	240.7	223.2	206.6	192.3	179.6	176.4	174.0
10°	282.8	280.5	264.6	243.9	215.3	186.7	158.1	133.5	123.1	112.0	109.6
12.5°	286.0	282.0	259.0	228.0	184.3	142.2	104.9	82.6	69.1	65.1	63.6
15°	290.8	284.4	251.9	205.8	147.8	96.1	65.9	54.0	51.6	50.8	50.8
17.5°	297.1	286.0	244.7	180.3	108.8	62.0	48.5	48.5	49.3	50.1	50.1
20°	306.7	290.0	234.4	149.4	73.1	46.9	46.1	46.9	47.7	48.5	48.5
22.5°	317.0	296.3	222.5	116.8	51.6	43.7	43.7	44.5	45.3	46.1	46.1
25°	328.9	301.1	206.6	83.4	42.9	41.3	41.3	42.1	42.9	43.7	43.7
27.5°	341.6	306.7	185.1	57.2	38.9	38.9	39.7	40.5	41.3	41.3	42.1
30°	360.7	315.4	162.9	42.1	35.8	35.8	37.3	38.9	39.7	39.7	40.5
32.5°	385.3	322.6	132.7	35.8	33.4	32.6	34.2	36.5	38.1	38.9	38.9
35°	412.3	332.9	99.3	32.6	31.0	30.2	31.0	33.4	36.5	38.1	38.1
37.5°	440.1	342.4	73.9	31.0	28.6	27.8	28.6	30.2	33.4	36.5	37.3
40°	467.9	344.0	53.2	28.6	27.0	26.2	26.2	27.8	31.0	34.2	35.0
42.5°	496.6	350.4	40.5	27.0	24.6	24.6	24.6	25.4	27.8	30.2	31.0
45°	529.1	354.3	32.6	24.6	23.0	23.0	23.0	23.0	24.6	25.4	25.4
47.5°	556.9	348.8	26.2	22.2	21.5	21.5	21.5	20.7	20.7	19.9	19.9
50°	576.8	336.1	21.5	19.9	19.9	20.7	19.1	17.5	17.5	15.9	15.9
52.5°	588.7	317.0	18.3	17.5	19.1	19.1	16.7	15.9	14.3	12.7	11.9
55°	587.9	285.2	15.9	15.1	16.7	16.7	14.3	12.7	11.1	9.5	9.5
57.5°	564.9	250.3	14.3	12.7	14.3	13.5	11.9	9.5	7.9	6.4	6.4
60°	529.1	212.9	12.7	10.3	11.1	10.3	9.5	7.2	5.6	4.0	4.0
62.5°	480.7	178.0	10.3	8.7	7.9	7.9	7.2	5.6	3.2	2.4	2.4
65°	388.5	131.9	7.9	6.4	5.6	6.4	4.8	3.2	1.6	0.8	0.8
67.5°	239.9	75.5	6.4	4.8	4.0	4.8	3.2	2.4	0.8	0.0	0.0
70°	94.5	32.6	4.8	3.2	3.2	3.2	2.4	1.6	0.0	0.0	0.0
72.5°	32.6	14.3	4.0	2.4	2.4	1.6	1.6	0.8	0.0	0.0	0.0
75°	14.3	8.7	3.2	2.4	1.6	1.6	0.8	0.8	0.0	0.0	0.0
77.5°	7.9	5.6	2.4	1.6	1.6	0.8	0.8	0.8	0.0	0.0	0.0
80°	4.8	3.2	1.6	1.6	1.6	0.8	0.8	0.8	0.0	0.0	0.0
82.5°	3.2	1.6	0.8	0.8	0.8	0.8	0.8	0.8	0.0	0.0	0.0
85°	1.6	0.8	0.0	0.8	0.0	0.0	0.0	0.0	0.0	0.0	0.0
87.5°	0.0	0.0	0.0	0.0	0.0	0.0	0.0	0.0	0.0	0.0	0.0
90°	0.0	0.0	0.0	0.0	0.0	0.0	0.0	0.0	0.0	0.0	0.0

Cooper Lighting Solutions Photometric Lab
1121 Highway 74 South
Peachtree City, GA 30269



LM-79-2019: Approved Method: Electrical and Photometric Measurements of Solid-State Lighting Products

Report Prepared for

Cooper Lighting Solutions

MCGRAW EDISON

Report Number: SP1-2408-195-9

Test Date: 08/07/2024

Luminaire Tested: GALN-SB1A-830-U-5WQ

Data in this report applies to families of products including GALN-SB1A-830-U-5WQ.

Test Information

Test Method: LM-79-2019
 Report Number: SP1-2408-195-9
 Test Lab: COOPER LIGHTING SOLUTIONS
 Photometer: SP1 - 76IN SPHERE
 Measurement Geometry: 4π
 Issue Date: 08/07/2024
 Manufacturer: COOPER LIGHTING SOLUTIONS
 Product Line: MCGRAW EDISON
 Catalog Number: **GALN-SB1A-830-U-5WQ**
 Description: GALLEON AREA AND ROADWAY LUMINAIRE. (1) 80 CRI, 3000K, 350MA HIGH DENSITY LIGHTSQUARE WITH 26 LEDS AND TYPE V WIDE OPTICS

Spectral Parameters

CCT (K): 3050
 CIE u': 0.2476
 CIE v': 0.5251
 Duv: 0.0034
 CIE x: 0.4383
 CIE y: 0.4131
 CIE z: 0.1487
 Peak Wavelength (nm): 603
 Dominant Wavelength (nm): 581
 Purity: 55.55201
 Rf: 81.5
 Rg: 99.2

CRI (Ra):	81.0		
R1:	79.6	R9:	7.1
R2:	85.6	R10:	67.0
R3:	92.0	R11:	82.7
R4:	82.6	R12:	63.2
R5:	78.9	R13:	80.3
R6:	81.7	R14:	95.0
R7:	85.2	R15:	71.7
R8:	62.0		



Test Conditions

Stabilization Time: 20M
 Operation Time: 1H 20M
 Sphere Temperature (°C): 24.2

REPORT NUMBER: SP1-2408-195-9

Measurement and Test Equipment			
Instrument	Identification Number	Calibration Date	Calibration Due Date
Photometer	IN0058	6/18/2024	12/18/2024
Power Meter	INXT2011004	2/8/2024	2/8/2025
AC Power Source	IN0063	10/24/2023	10/24/2024
DC Power Source	IN0208	10/24/2023	10/24/2024
Sphere Thermometer	IN0085	10/24/2023	10/24/2024
Room Thermometer	IN0046	10/24/2023	10/24/2024

REPORT NUMBER: SP1-2408-195-9

CIE 1931 Chromaticity Diagram



CIE 1931 Chromaticity Diagram with 2017 ANSI 7-Step and 4-Step Quadrangles



Point lies inside the ANSI 3000K 4-step quadrangle

REPORT NUMBER: SP1-2408-195-9

Photopic Flux vs. Wavelength



Photopic Lumens: NR

λ (nm)	Power W [^] /nm	Lumens (ϕ /nm)	λ (nm)	Power W [^] /nm	Lumens (ϕ /nm)	λ (nm)	Power W [^] /nm	Lumens (ϕ /nm)	λ (nm)	Power W [^] /nm	Lumens (ϕ /nm)	λ (nm)	Power W [^] /nm	Lumens (ϕ /nm)
360	0	NR	490	168	NR	620	940	NR	750	35	NR	880	1	NR
365	0	NR	495	233	NR	625	897	NR	755	30	NR	885	1	NR
370	0	NR	500	300	NR	630	847	NR	760	26	NR	890	1	NR
375	0	NR	505	372	NR	635	790	NR	765	22	NR	895	1	NR
380	0	NR	510	430	NR	640	730	NR	770	19	NR	900	1	NR
385	0	NR	515	483	NR	645	668	NR	775	16	NR	905	1	NR
390	0	NR	520	524	NR	650	605	NR	780	14	NR	910	0	NR
395	2	NR	525	555	NR	655	545	NR	785	12	NR	915	0	NR
400	4	NR	530	581	NR	660	485	NR	790	10	NR	920	0	NR
405	7	NR	535	604	NR	665	430	NR	795	9	NR	925	0	NR
410	17	NR	540	623	NR	670	378	NR	800	8	NR	930	0	NR
415	34	NR	545	645	NR	675	331	NR	805	7	NR	935	0	NR
420	68	NR	550	667	NR	680	290	NR	810	6	NR	940	0	NR
425	128	NR	555	693	NR	685	251	NR	815	5	NR	945	0	NR
430	214	NR	560	719	NR	690	218	NR	820	4	NR	950	0	NR
435	339	NR	565	754	NR	695	188	NR	825	4	NR	955	0	NR
440	507	NR	570	791	NR	700	162	NR	830	3	NR	960	0	NR
445	573	NR	575	830	NR	705	139	NR	835	3	NR	965	0	NR
450	356	NR	580	873	NR	710	119	NR	840	3	NR	970	0	NR
455	217	NR	585	913	NR	715	102	NR	845	2	NR	975	0	NR
460	168	NR	590	948	NR	720	88	NR	850	2	NR	980	0	NR
465	113	NR	595	974	NR	725	76	NR	855	2	NR	985	0	NR
470	85	NR	600	994	NR	730	65	NR	860	1	NR	990	0	NR
475	85	NR	605	998	NR	735	55	NR	865	1	NR	995	0	NR
480	94	NR	610	994	NR	740	47	NR	870	1	NR	1000	0	NR
485	120	NR	615	973	NR	745	41	NR	875	1	NR			

REPORT NUMBER: SP1-2408-195-9

Scotopic Flux vs. Wavelength



Scotopic Lumens: NR

S/P: 1.27

λ (nm)	Power W [^] /nm	Lumens (ϕ /nm)	λ (nm)	Power W [^] /nm	Lumens (ϕ /nm)	λ (nm)	Power W [^] /nm	Lumens (ϕ /nm)	λ (nm)	Power W [^] /nm	Lumens (ϕ /nm)	λ (nm)	Power W [^] /nm	Lumens (ϕ /nm)
360	0	NR	490	168	NR	620	940	NR	750	35	NR	880	1	NR
365	0	NR	495	233	NR	625	897	NR	755	30	NR	885	1	NR
370	0	NR	500	300	NR	630	847	NR	760	26	NR	890	1	NR
375	0	NR	505	372	NR	635	790	NR	765	22	NR	895	1	NR
380	0	NR	510	430	NR	640	730	NR	770	19	NR	900	1	NR
385	0	NR	515	483	NR	645	668	NR	775	16	NR	905	1	NR
390	0	NR	520	524	NR	650	605	NR	780	14	NR	910	0	NR
395	2	NR	525	555	NR	655	545	NR	785	12	NR	915	0	NR
400	4	NR	530	581	NR	660	485	NR	790	10	NR	920	0	NR
405	7	NR	535	604	NR	665	430	NR	795	9	NR	925	0	NR
410	17	NR	540	623	NR	670	378	NR	800	8	NR	930	0	NR
415	34	NR	545	645	NR	675	331	NR	805	7	NR	935	0	NR
420	68	NR	550	667	NR	680	290	NR	810	6	NR	940	0	NR
425	128	NR	555	693	NR	685	251	NR	815	5	NR	945	0	NR
430	214	NR	560	719	NR	690	218	NR	820	4	NR	950	0	NR
435	339	NR	565	754	NR	695	188	NR	825	4	NR	955	0	NR
440	507	NR	570	791	NR	700	162	NR	830	3	NR	960	0	NR
445	573	NR	575	830	NR	705	139	NR	835	3	NR	965	0	NR
450	356	NR	580	873	NR	710	119	NR	840	3	NR	970	0	NR
455	217	NR	585	913	NR	715	102	NR	845	2	NR	975	0	NR
460	168	NR	590	948	NR	720	88	NR	850	2	NR	980	0	NR
465	113	NR	595	974	NR	725	76	NR	855	2	NR	985	0	NR
470	85	NR	600	994	NR	730	65	NR	860	1	NR	990	0	NR
475	85	NR	605	998	NR	735	55	NR	865	1	NR	995	0	NR
480	94	NR	610	994	NR	740	47	NR	870	1	NR	1000	0	NR
485	120	NR	615	973	NR	745	41	NR	875	1	NR			

REPORT NUMBER: SP1-2408-195-9

Melanopic Flux vs. Wavelength



Melanopic Lumens: NR

M/P: 2.32

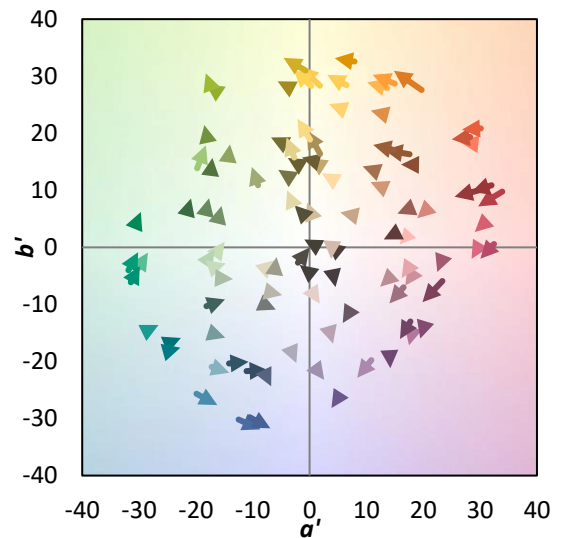
λ (nm)	Power W [^] /nm	Lumens (φ/nm)	λ (nm)	Power W [^] /nm	Lumens (φ/nm)	λ (nm)	Power W [^] /nm	Lumens (φ/nm)	λ (nm)	Power W [^] /nm	Lumens (φ/nm)	λ (nm)	Power W [^] /nm	Lumens (φ/nm)
360	0	NR	490	168	NR	620	940	NR	750	35	NR	880	1	NR
365	0	NR	495	233	NR	625	897	NR	755	30	NR	885	1	NR
370	0	NR	500	300	NR	630	847	NR	760	26	NR	890	1	NR
375	0	NR	505	372	NR	635	790	NR	765	22	NR	895	1	NR
380	0	NR	510	430	NR	640	730	NR	770	19	NR	900	1	NR
385	0	NR	515	483	NR	645	668	NR	775	16	NR	905	1	NR
390	0	NR	520	524	NR	650	605	NR	780	14	NR	910	0	NR
395	2	NR	525	555	NR	655	545	NR	785	12	NR	915	0	NR
400	4	NR	530	581	NR	660	485	NR	790	10	NR	920	0	NR
405	7	NR	535	604	NR	665	430	NR	795	9	NR	925	0	NR
410	17	NR	540	623	NR	670	378	NR	800	8	NR	930	0	NR
415	34	NR	545	645	NR	675	331	NR	805	7	NR	935	0	NR
420	68	NR	550	667	NR	680	290	NR	810	6	NR	940	0	NR
425	128	NR	555	693	NR	685	251	NR	815	5	NR	945	0	NR
430	214	NR	560	719	NR	690	218	NR	820	4	NR	950	0	NR
435	339	NR	565	754	NR	695	188	NR	825	4	NR	955	0	NR
440	507	NR	570	791	NR	700	162	NR	830	3	NR	960	0	NR
445	573	NR	575	830	NR	705	139	NR	835	3	NR	965	0	NR
450	356	NR	580	873	NR	710	119	NR	840	3	NR	970	0	NR
455	217	NR	585	913	NR	715	102	NR	845	2	NR	975	0	NR
460	168	NR	590	948	NR	720	88	NR	850	2	NR	980	0	NR
465	113	NR	595	974	NR	725	76	NR	855	2	NR	985	0	NR
470	85	NR	600	994	NR	730	65	NR	860	1	NR	990	0	NR
475	85	NR	605	998	NR	735	55	NR	865	1	NR	995	0	NR
480	94	NR	610	994	NR	740	47	NR	870	1	NR	1000	0	NR
485	120	NR	615	973	NR	745	41	NR	875	1	NR			

Summary

$R_f = 81.5$
 $R_g = 99.2$
 $CIE R_a = 81.0$
 $R_9 = 7.1$



Color Vector Graphics



Individual Sample Fidelity Index ($R_{f,i}$)

CES01 = 86	CES26 = 74	CES51 = 89	CES76 = 70
CES02 = 63	CES27 = 88	CES52 = 92	CES77 = 86
CES03 = 31	CES28 = 89	CES53 = 81	CES78 = 72
CES04 = 70	CES29 = 67	CES54 = 87	CES79 = 90
CES05 = 50	CES30 = 68	CES55 = 85	CES80 = 88
CES06 = 51	CES31 = 71	CES56 = 78	CES81 = 78
CES07 = 42	CES32 = 70	CES57 = 76	CES82 = 95
CES08 = 41	CES33 = 71	CES58 = 78	CES83 = 90
CES09 = 29	CES34 = 82	CES59 = 92	CES84 = 94
CES10 = 76	CES35 = 90	CES60 = 95	CES85 = 86
CES11 = 59	CES36 = 93	CES61 = 93	CES86 = 72
CES12 = 65	CES37 = 87	CES62 = 83	CES87 = 85
CES13 = 43	CES38 = 75	CES63 = 77	CES88 = 83
CES14 = 74	CES39 = 94	CES64 = 83	CES89 = 75
CES15 = 71	CES40 = 89	CES65 = 77	CES90 = 81
CES16 = 47	CES41 = 85	CES66 = 80	CES91 = 96
CES17 = 50	CES42 = 86	CES67 = 79	CES92 = 73
CES18 = 56	CES43 = 81	CES68 = 84	CES93 = 84
CES19 = 72	CES44 = 99	CES69 = 91	CES94 = 64
CES20 = 66	CES45 = 87	CES70 = 78	CES95 = 80
CES21 = 87	CES46 = 82	CES71 = 76	CES96 = 84
CES22 = 79	CES47 = 77	CES72 = 92	CES97 = 87
CES23 = 92	CES48 = 71	CES73 = 71	CES98 = 81
CES24 = 91	CES49 = 81	CES74 = 93	CES99 = 74
CES25 = 72	CES50 = 89	CES75 = 74	



Color Rendition by Hue-Angle Bin



Measure Comparisons



(END OF REPORT)